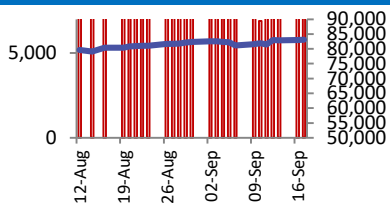
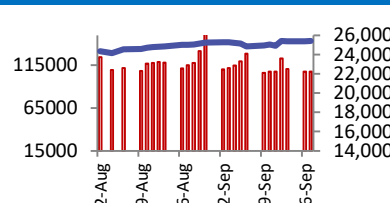


BSE



Open	83085
High	83152
Low	82867
Close	83080
Change	91
Volume (Lacs)	7224
Turnover (Rs.inCr)	7420

NSE



Open	25417
High	25442
Low	25352
Close	25419
Change	35
Volume(Lacs)	35649
Turnover(Rs.in Cr)	107675

World Markets	Current	Previous	Pt. Chg	Var(%)
Dow	41606	41622	(16)	0.0%
Dow Futures	41693	41639	54	0.1%
Nasdaq	17628	17592	36	0.2%
FTSE	8310	8278	31	0.4%
Nikkei	36461	36203	258	0.7%
Hang Seng	17660	17660	Closed	Closed
Gift Nifty	25469	25422	47	0.2%
Straits Singapore	3586	3593	(8)	-0.2%
South Korea	2575	2575	Closed	Closed
Taiwan	21843	21850	(8)	0.0%
Shanghai	2705	2704	0	0.0%

Commodity Prices	Current	Previous	Pt. Chg	Var(%)
Copper (\$/MT)	9370	9390	(20.0)	-0.2%
Alumin (\$/MT)	2524	2529	(4.5)	-0.2%
Zinc (\$/MT)	2926	2946	(20.0)	-0.7%
Brent Crude (\$/bbl)	73.3	73.7	(0.4)	-0.5%
Gold (\$/Ounce)	2574	2569	4.3	0.2%
Silver (\$/Ounce)	30.5	30.7	(0.2)	-0.6%
Light Crude (\$/bbl)	70.8	71.2	(0.4)	-0.5%
N G (\$/mmbtu)	2.3	2.3	(0.0)	-0.5%
Sugar (\$/MT)	535.7	523.0	12.7	2.4%
Rubber (Rs./kg)	231.0	229.5	1.5	0.7%
Baltic Dry Index	1901	1896	5.0	0.3%

Currency Exchange Rate	Current	Previous	Var(%)
Rs./\$ rate	83.76	83.89	-0.16%
Rs./ Euro	93.30	93.33	-0.03%
Rs./Chinese Yuan	11.80	11.82	-0.15%
Yen /\$ rate	141.47	142.41	-0.66%
\$ US/Euro	1.11	1.11	0.11%

Dollar Index	Current	Previous	Var(%)
Dollar Index	105.26	105.28	-0.02%

Support/ Resistance Levels for Today		
	Nifty	Bank Nifty Fut
Support 1	25340	52000
Support 2	25270	51740
Resistance	25500	52500

Securities in Ban For Trade	
AARTIIND	BALRAMCHIN
BIOCON	BSOFT
GRANULES	HINDCOPPER
RBLBANK	PNB
GNFC	LICHSGFIN

Market Review

US: US stocks ended with little gains on Tuesday as the FOMC started its two-day policy meeting. Traders are still divided about the quantum of rate cut from the US rate-setting panel.

Asia: Asia-Pacific share indices rose early Wednesday as traders await the outcome of the US Federal Open Market Committee's policy decision, due to be released later today.

India: Benchmark Sensex rose by nearly 91 points to close at a fresh lifetime high while Nifty settled above the 25,400 level for the first time supported by firm global trends ahead of the much-awaited U.S. Fed's decision on interest rates. **Market is expected to open on a flattish note and likely to witness sideways move during the day.**

Global economy: Japan's exports rose at a much slower-than-expected pace in August and shipment volumes continued to slide. Total exports rose 5.6% year-on-year in August, up for a ninth straight month, official data showed, less than a median market forecast for a 10% increase and following a 10.3% rise in July. Overall shipment volumes fell 2.7% last month from the year-ago period, the seventh consecutive month of declines. Imports grew 2.3% in August from a year earlier, As a result, the trade balance stood at a deficit of 695.3 bn yen (\$4.90 bn), compared with the forecast of a deficit of 1.38 trn yen.

Canada's annual inflation rate reached the central bank's 2% target in August, fuelling hopes for a 50bps interest rate cut by the country's central bank next month. The consumer price index posted its smallest rate of increase since February 2021 and the closely watched core price measures also cooled to their lowest levels in 40 months. Consumer prices fell 0.2% on a month-on-month basis.

Commodities: Gold prices remained steady as the market anticipated a Federal Reserve interest rate cut, the first in over four years. Spot gold slightly increased to \$2,572.11 per ounce, while U.S. gold futures rose to \$2,598.30. The Fed's decision is expected later today amid geopolitical tensions involving Hezbollah and Israel.

Oil prices steadied on Wednesday after recent gains, as investors await the U.S. Federal Reserve's anticipated interest rate cut. Prices were supported by potential Middle East violence and U.S. supply disruptions post-Hurricane Francine. The market also expects U.S. oil purchases for the Strategic Petroleum Reserve.

Currency: The dollar steadied on Wednesday as stronger-than-expected U.S. retail sales led traders to slightly reduce bets on an outsized interest rate cut by the Federal Reserve. The Fed is expected to make its first interest rate cut in over four years, with the size and tone of the cut influencing future market moves.

FII Derivative Transactions (Rs. Cr)

Contracts	Purchase		Sell		Net	Open Interest (OI)		OI (Previous day)		Change	
	Contract	Value	Contract	Value		Contract	Value	Contract	Value	Contract	Value
Index Future	28052	1927	21252	1502	425	605216	40130	598830	39613	6386	517
Index Option	35605249	2287395	36163911	2323274	(35879)	6069231	412349	5915021	396650	154210	15699
Stock Future	262121	21578	267602	22701	(1123)	4235607	339537	4218672	338508	16935	1029
Stock Option	596171	51616	627027	54256	(2640)	715698	57996	678360	54945	37338	3051
Total	36491593	2362516	37079792	2401733	(39217)	11625752	850012	11410883	829716	214869	20296

FII All Activity-BBG (Rs Cr)	Buy	Sell	Net
9-Sep-24	15087	13952	1134
10-Sep-24	17619	14657	2962
11-Sep-24	16685	13815	2870
12-Sep-24	23739	15767	7972
13-Sep-24	27035	23990	3046
Month to date- Sep	195863	166459	29404
FII (Prov.) (Rs Cr)	Buy	Sell	Net
11-Sep-24	15415	13660	1755
12-Sep-24	23301	15606	7695
13-Sep-24	15983	13618	2365
16-Sep-24	8617	10252	(1635)
17-Sep-24	13095	12613	483
Month to date-Sep	187404	173410	13994
DII (Prov.) (Rs. Cr)	Buy	Sell	Net
11-Sep-24	11402	11171	231
12-Sep-24	13691	15491	(1801)
13-Sep-24	11156	8624	2532
16-Sep-24	10025	9271	754
17-Sep-24	10960	10086	874
Month to date-Sep	150052	138538	11515
FII Debt - BBG (Rs. Cr)	Buy	Sell	Net
9-Sep-24	9520	914	8606
10-Sep-24	1570	1040	530
11-Sep-24	2129	1106	1024
12-Sep-24	4326	1257	3069
13-Sep-24	4113	1855	2258
Month to date- Sep	28250	10953	17297

Market Breadth	BSE		NSE	
	No.	%	No.	%
Advance	1652	41%	1072	38%
Decline	2315	57%	1674	60%
Unchanged	92	2%	65	2%

Market Turnover	17-Sep	16-Sep	Var (%)
BSE Cash	7420	8892	-17%
NSE Cash	107675	107497	0%
NSE Futures	110678	127499	-13%
NSE Options	37544385	25261520	49%
Total (Rs.Cr)	37770158	25505408	48%

Volatility Index	17-Sep	16-Sep
Volatility Index	12.59	12.46

Index PE - TTM	17-Sep	Yr. High	Yr. Low
Sensex	24.4	26.0	21.8
Nifty	23.6	28.8	20.3

Corporate News

Reliance expands trading area by 50% for non-food & general merchandise

Reliance Retail has increased the trading area for non-food and general merchandise by almost 50% in its grocery stores in a bid to improve margins. As part of this effort, it is now going for space revision at its stores, allocating higher trading areas for non-food and general merchandise items, a segment which offers higher margins than other segments such as grocery and apparel. In the latest June quarter, Reliance Retail's EBITDA margin from operations was 8.2% (+30bps yoy). For FY24, its EBITDA margin was 8.5% (+70bps yoy). (ET)

Revolt Motors launches RV1 at Rs 84,990, heats up e-bike competition

Haryana-based Revolt Motors launched its first e-motorcycle in the commuter segment, the RV1, priced at an introductory Rs 84,990. The launch follows electric scooter market leader Ola Electric's unveiling of its Roadster series e-bike last month, which starts at Rs 74,999. It also introduced a premium variant, the RV1+, priced at Rs 99,990. The RV1 offers two battery options: a 2.2 kWh battery with a range of up to 100 km, and a 3.24 kWh battery extending the range to 160 km. (ET)

Economy

Government scraps windfall tax on crude oil

The government of India announced the scrapping of windfall tax on crude oil from Rs 1,850 per tonne. This will be effective from September 18, said a government notification. India had imposed windfall tax since July 19, 2022. This is the second time since the tax was imposed that it is reduced to nil. Last time on April 4, 2023, the centre had reduced it to zero. (ET)

Trade gap hits 10-month high in August; Exports shrink by 9.3%

India's trade gap surged to a 10-month high of \$29.65 bn in August due to declining exports and record gold imports. Commerce Secretary Sunil Barthwal cited global economic challenges but emphasized strong domestic consumption and growth in non-petroleum sectors, indicating that the high trade deficit is not currently a major concern. (ET)

International

NVIDIA Recently Discussed Acquiring Software Startup OctoAI for \$165mn

Nvidia has been in advanced talks to buy OctoAI, a startup that sells software to make artificial intelligence models run more efficiently, The Information's Anissa Gardizy, Aaron Holmes and Stephanie Palazzolo report, citing a message sent to shareholders. Nvidia has proposed paying about \$165M for the company, before accounting for the company's debt and other expenses, according to a document OctoAI sent to shareholders. (Inv)

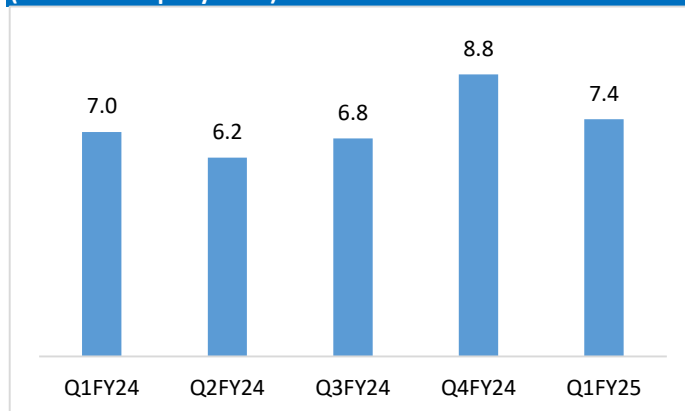
Top 5 Nifty Gainers	17-Sep	16-Sep	Var(%)
HEROMOTOCO	5961	5779	3.1%
BAJAJ-AUTO	11950	11688	2.2%
BHARTIARTL	1662	1635	1.6%
NTPC	416	411	1.3%
M&M	2788	2757	1.1%
Top 5 Nifty Losers	17-Sep	16-Sep	Var(%)
TATAMOTORS	975	988	-1.4%
EICHERMOT	4850	4899	-1.0%
ADANIPTS	1427	1441	-1.0%
COALINDIA	489	493	-1.0%
TATASTEEL	153	154	-0.9%

BSE Index Watch	Last	1 day	1 wk	1 mth	1 yr
SENSEX	83080	0.1%	1.4%	3.3%	22.9%
MIDCAP	49207	-0.1%	1.2%	3.8%	51.8%
SMLCAP	57215	-0.1%	1.3%	6.2%	52.2%
AUTO	58502	0.3%	1.4%	1.2%	56.1%
BANKEKX	59254	0.1%	2.0%	2.8%	14.8%
Capital Goods	72921	-0.2%	1.9%	0.1%	54.8%
FMCG	23572	0.0%	0.1%	4.4%	24.8%
Health Care	44308	-0.1%	1.1%	7.6%	55.4%
IT	43962	0.1%	1.7%	5.8%	32.4%
METAL	31914	-0.6%	2.5%	3.5%	37.1%
Oil & Gas	30800	0.2%	-0.8%	-3.4%	59.8%
Power	8370	0.0%	3.4%	1.7%	79.5%
Realty	8327	0.6%	2.6%	1.7%	79.7%

NSE USD Futures	17-Sep	16-Sep	Var (%)
Sept Expiry (Rs./\$)	84.00	83.64	0.4%
Oct Expiry (Rs./\$)	83.81	83.70	0.1%
Total Turnover (Rs. Crore)	1801	713	153%

Sectors	TTM PE
Auto	33.86
Auto Ancillary	54.01
Banking	14.81
Engineering	45.12
Cement	86.73
Diamonds & Jewellery	53.88
Housing Finance	25
Infrastructure & Const	37.24
Metals-Aluminium	38.84
Metal – Steel	19.93
Oil Expl.	14.93
Pharma	11.57
Power – Gen. Supp.	47.35
Information Tech.	27.23
Sugar	24.09
Telecom Serv. Prov.	87.53
Tyres	28.75

Dalmia Bharat Ltd. quarterly sales volume (in MT)
(Source: Company Data)



10 year G-Sec Yield	Current	Previous	Change
US	3.64%	3.65%	(0) bps
Japan	0.83%	0.83%	0 bps
India	6.78%	6.76%	2 bps
UK	3.77%	3.76%	1 bps
Libor 3 Mths	5.12%	5.20%	(8) bps

Indian Eco Data	Current	Previous	Var(%)
Forex Reserve (US\$ in bn)	654	652	0.3%
Inflation - WPI	1.31%	2.04%	(73) bps
Inflation - CPI	3.65%	3.60%	5 bps

India GDP	Q1FY25	Q4FY24	Var(%)
Growth	6.70%	7.76%	(106)bps

Monetary Policy	Current	Previous	Change
Repo Rate	6.50%	6.50%	0 bps
Reverse Repo Rate	3.35%	3.35%	0 bps
CRR	4.50%	4.50%	0 bps
O/S Banking System Liquidity (Rs bn)	-124	1595	(1718.7)

IIP Growth %	Jul-24	Jul-23	Apr-Feb
IIP	4.8	6.2	5.5
Mining	3.7	10.7	6.8
Manufacturing	4.6	5.3	4.5
Electricity	7.9	8.0	9.0

ADR Price Movement

Company	Price (US\$)	Volume	Previous Day Price	Volume	Variance (%)	No. of Share Per ADR	ADR Price (Rs.)	BSE Price	Variance (%)
Infosys Tech	22.97	10352734	23.19	6747266	-0.95%	1	1923.88	1952.55	-1.5%
Wipro	6.50	1522532	6.58	775003	-1.22%	1	544.42	551.90	-1.4%
Dr.Reddy's	79.53	102833	79.68	101083	-0.19%	1	6661.14	6631.65	0.4%
ICICI Bank	29.94	7592739	29.95	10700483	-0.03%	2	1253.83	1268.10	-1.1%
HDFC Bank	62.99	5180638	62.86	2966847	0.21%	3	1758.60	1668.80	5.4%

GDR's (US\$)

	Prices	Prev. Close	Change	Var %
L&T	44.10	43.60	0.5	1.1%
RIL	70.20	70.20	0.0	0.0%
SBI	94.00	94.20	(0.2)	-0.2%

US Economy Data	Current	Previous
Inflation (%) (YoY)	2.50%	2.90%
Unemployment (%)	4.20%	4.30%

Interest Rate (%)	Current	Previous
Fed Rate	5.50%	5.50%

US GDP	Q2CY24	Q1CY24
Growth (QoQ Annualized)	3.00%	1.40%

China Economy Data	Current	Previous
GDP	4.70%	5.30%
Inflation – CPI (%)	0.60%	0.50%

Economic Calendar

	Date
Indian GDP Data	29 Nov
Indian Inflation Data CPI	14 Oct
Indian Inflation Data WPI	14 Oct
Indian Monetary Policy	09 Oct
India's Industrial Production (IIP)	11 Oct
US Inflation Data	10 Oct
US GDP	26 Sep
US Unemployment Data	04 Oct
US Fed Rate	18 Sep
China GDP	18 Oct
China Inflation Data	13 Oct

Event Update

Name	Date	Purpose
Allcargo Logistics Ltd.	18/09/24	Rs.1.00 per share(50%)Final Dividend
Apollo Pipes Ltd.	18/09/24	Rs.1.00 per share(10%)Final Dividend
Blue Jet Healthcare Ltd.	18/09/24	Equity Rs.1.00 per share(50%)Final Dividend
Eastern Treads Ltd.	18/09/24	A.G.M.
Heidelberg Cement India Ltd.	18/09/24	Rs.8.00 per share(80%)Final Dividend
KNR Constructions Ltd.	18/09/24	Rs.0.25 per share(12.5%)Final Dividend
Magson Retail & Distribution Ltd.	18/09/24	Dividend
Marathon Nextgen Realty Ltd.	18/09/24	Rs.1.00 per share(20%)Final Dividend
Mastek Ltd.	18/09/24	Rs.12.00 per share(240%)Final Dividend
Paradeep Phosphates Ltd.	18/09/24	Rs.0.50 per share(5%)Final Dividend
Rajshree Polypack Ltd.	18/09/24	Split/Subdivision
Rapid Investments Ltd.	18/09/24	Right Issue of Equity Shares
Samkrp Pistons & Rings Ltd.	18/09/24	Rs.2.00 per share(20%)Final Dividend
Venus Pipes & Tubes Ltd.	18/09/24	Rs.0.50 per share(5%)Final Dividend
Wonder Electricals Ltd.	18/09/24	Rs.1.00 per share(10%)Final Dividend
Zenith Drugs Ltd.	18/09/24	Dividend
APL Apollo Tubes Ltd.	19/09/24	Rs.5.50 per share(275%)Final Dividend
Apollo Sindoori Hotels Ltd.	19/09/24	Dividend
Cell Point (India) Ltd.	19/09/24	Dividend
Entertainment Network (India) Ltd.	19/09/24	Rs.1.50 per share(15%)Final Dividend
Multi Commodity Exchange Of India Ltd.	19/09/24	Rs.7.64 per share(76.4%)Final Dividend
Nandan Denim Ltd.	19/09/24	Stock Split from Rs.10/- to Re.1/-
Nikhil Adhesives Ltd.	19/09/24	Rs.0.20 per share(20%)Final Dividend
PTC India Ltd.	19/09/24	Rs.7.80 per share(78%)Final Dividend

Bulk Deal As On 17/09/24

BSE

Security Code	Security Name	Client Name	Deal	Quantity	Price
544072	AIKPIPES	VICCO PRODUCTS BOMBAY PRIVATE LIMITED	S	51200	130.71
544183	ASSOCIATED	SHERWOOD SECURITIES PVT LTD	S	7000	306.7
544183	ASSOCIATED	SHERWOOD SECURITIES PVT LTD	B	6000	305.63
539946	BAZELINTER	RUCHI SINGLA	B	10000	97.9
539946	BAZELINTER	VEEET CAPITAL SERVICES PRIVATE LIMITED	S	12500	97.9
539946	BAZELINTER	VISAGAR FINANCIAL SERVICES LIMITED	S	11000	97.9
539546	BNL	SANTOSH KANODIA	S	43379	82.08
542627	CHANDNIMACH	MADHESWARAN	S	27459	67.08
531099	CHECKPOINT	TARA DEVI TOSHNIWAL	S	120000	9.13
543606	CONTAINTE	SBJ BPO SERVICES LIMITED	B	34000	105.48
539559	DDIL	BHAVISHYA ECOMMERCE PRIVATE LIMITED	S	487811	10.67
539559	DDIL	BHAVISHYA ECOMMERCE PRIVATE LIMITED	B	350	10.66
543516	DHYAANITR	GAYATHRIRADHAKRISHNAN	S	50400	25.47
543516	DHYAANITR	POOJA KOCHAR	B	30800	26.25
543516	DHYAANITR	SHIV SHAKTI TRADING COMPANY	S	64400	25.72
543516	DHYAANITR	SHIV SHAKTI TRADING COMPANY	B	92400	25.45
521137	EUREKAI	AMRATLAL UTTAMLAL SHAH	S	60000	8.14
543521	FONE4	RAVI ASHOK KOTHARI	S	100000	7.63
509563	GARWAMAR	MULTIPLIER SHARE & STOCK ADVISORS PRIVATE LIMITED	S	64329	55.87
531913	GOPAIST	SHARE INDIA SECURITIES LIMITED	S	36525	8.64
531913	GOPAIST	SHARE INDIA SECURITIES LIMITED	B	36525	8.58
504369	GRANDMA	DULCET ADVISORY PRIVATE LIMITED	S	878000	1.23
514386	GUJCOTEX	MULTIPLIER SHARE & STOCK ADVISORS PRIVATE LIMITED	S	186544	8.87
524400	ISHITADR	BHUPESHBAI VAHLABHAI PATEL	S	35000	80
524400	ISHITADR	VIKKRAMM CHANDIRRAMANI	B	39934	79.89
506530	KEMP	SAFARI COMMERCIAL LLP	B	13000	1160
506530	KEMP	VANDANA RAMESH SITLANI	S	13000	1160
526409	KKALPANAIND	SETU SECURITIES PVT. LTD.	S	15790	18.84
526409	KKALPANAIND	SETU SECURITIES PVT. LTD.	B	650000	17.06
514060	MARKOBENZ	BANAS FINANCE LIMITED	B	120000	18.4
514060	MARKOBENZ	GAURANG MANUBHAI SHAH	S	99923	18.4
514060	MARKOBENZ	MUKESHBHAI HIRABHAI PATEL	S	250000	18.4
540730	MEHAI	MULTIPLIER SHARE & STOCK ADVISORS PRIVATE LIMITED	S	125074	77.56
543539	MODIS	AEGIS INVESTMENT FUND	B	960000	299.21
543539	MODIS	BINDIYA NARESH SHAH	S	122400	298
543539	MODIS	NARESH KANTILAL SHAH	S	106800	298
543539	MODIS	SHRENI SHARES LTD	S	344800	299.83
543539	MODIS	SHRENI SHARES LTD	B	800	305
540809	MRCAGRO	KIRITKUMAR MADHAVLAL SHAH	S	150000	15.12
530219	NUTRICIRCLE	TALIB ZAFAR	B	1400	199.5
530219	NUTRICIRCLE	VIVEK KANDA	S	1394	199.5
504378	NYSSACORP	INNOCENT INFRASTRUCTURE PRIVATE LIMITED	S	1000000	10
504378	NYSSACORP	KIRANSINGH	B	299500	10
504378	NYSSACORP	REKHA RAVINDRAKUMAR RUJA	S	1000000	10
504378	NYSSACORP	SEIFER RICHARD MASCARENHAS	B	350000	9.94
504378	NYSSACORP	SEIFER RICHARD MASCARENHAS	S	350000	10
504378	NYSSACORP	VINOD KUMAR ARORA	S	155011	9.96
504378	NYSSACORP	VINOD KUMAR ARORA	B	155011	10

531512	ORIENTTR	DAMINI COMMOALES LLP	S	217624	15.99
531512	ORIENTTR	DAMINI COMMOALES LLP	B	7371	15.82
531512	ORIENTTR	VIEWLINK HIGHRISE LLP	B	215000	15.99
540198	OSIAJEE	ANAND KUMAR YADAV	B	44500	46.17
523483	PACIFICI	GRANLIFE HEALTHCARE PRIVATE LIMITED .	B	39000	335.64
530095	PRADHIN	MAHAMMADFARUK HAJIBHAI MIR	S	189998	42.58
530095	PRADHIN	MAHESH KUMAR	B	40000	42.13
530095	PRADHIN	RUCHIRA GOYAL	B	30000	42.13
512217	PRISMMEDI	NOPEA CAPITAL SERVICES PRIVATE LIMITED	B	75000	33.89
512217	PRISMMEDI	RAHUL YASHVANTRAY SHAH	S	109657	33.49
512217	PRISMMEDI	RAHUL YASHVANTRAY SHAH	B	13390	32
540147	SHASHIJIT	NARENDRA MAGANBHAI PATEL	S	277046	3.58
507998	SIMMOND	MARFATIA STOCK BROKING PRIVATE LIMITED	B	150000	134.9
507998	SIMMOND	PANNU BHANSALI	S	77500	134.9
542034	SMGOLD	KALPANA MADHANI SECURITIES PRIVATE LIMITED	B	62124	26.29
542034	SMGOLD	RANJIT VARDICHAND JAIN	B	55000	25.47
542034	SMGOLD	SUMANCHEPURI	S	95113	24.57
542034	SMGOLD	SUMANCHEPURI	B	5	23.69
540914	SRUSTEELS	ASHWIN TALSIBHAI PARSANA	S	73249	14.5
540914	SRUSTEELS	ASHWIN TALSIBHAI PARSANA	B	73249	13.84
540914	SRUSTEELS	DEV HASMUKHBHAI KAPADIYA	B	60726	14.93
540914	SRUSTEELS	PARTH NITINBHAI SINOJIA	B	150000	13.5
540914	SRUSTEELS	PRAFULABEN NITINBHAI SINOJIYA	B	100000	14.5
530883	SUCROSA	KUNVARJI ENTERPRISE LLP	S	202833	14.92
543745	SVS	D'SOUZA SATISH PETER	B	174000	17.75
543745	SVS	YELLOWSTONE VENTURES LLP	S	300000	17.74
531390	UPSURGE	MULTIPLIER SHARE & STOCK ADVISORS PRIVATE LIMITED	S	83000	150.03
539291	VASUDHAGAM	HEMA JAYPRAKASH BHAVSAR	S	372161	20.84
539291	VASUDHAGAM	HEMA JAYPRAKASH BHAVSAR	B	380951	20.42
539291	VASUDHAGAM	MANGESH KASHINATH KAMBLE	S	268921	20.94
539291	VASUDHAGAM	SANJAY DATTARAM KHANVILKAR	S	150000	20.94
539291	VASUDHAGAM	YOGESH JOTIRAM KALE	S	255000	20.94
512064	VISVEN	ANKITJAYANTIBHAIPATEL	B	17500	53.75

NSE

Security Code	Security Name	Client Name	Deal	Quantity	Price
ANNAPURNA	Annapurna Swadish Ltd	NEOMILE GROWTH FUND - SERIES I	SELL	121000	420
DUCON-RE	Ducon Infratech Ltd	BANHEM STOCK BROKING PRIVATE LIMITED BANHEM STOCK	BUY	846782	1.9
DUCON-RE	Ducon Infratech Ltd	MANISHKUMAR SUMATILAL MEHTA (HUF) MANISHKUMAR SUMATILAL	BUY	541619	1.85
DUCON-RE	Ducon Infratech Ltd	PARK PINNACLE LLP	BUY	1050000	2.08
DUCON-RE	Ducon Infratech Ltd	PRATIK BANJI DABHI	SELL	6148987	1.99
GATECH	GACM Technologies Limited	BASUKINATH PROPERTIES PVT LTD	SELL	3845000	1.25
GATECHDVR	GACM Technologies Limited	CHANDAN CHAURASIYA	SELL	829846	1.22
IPHL	Indian Phosphate Limited	MULTIPLIER SHARE & STOCK ADVISORS PRIVATE LIMITED	SELL	128400	116.69
JALAN	Jalan Transolu. India Ltd	PRIYATOSH GHOSH	BUY	120000	4.48
JALAN	Jalan Transolu. India Ltd	SWETA AGRAWAL	SELL	81000	4.4
JIWANRAM	Jiwanram Sheodutra Ind L	KIFS ENTERPRISE	BUY	126000	19.23
KAMDHENU	Kamdhenу Ispat Limited	L7 HITECH PRIVATE LIMITED	BUY	253000	614.43
KAMDHENU	Kamdhenу Ispat Limited	VARDHILAL SHIVRAMBHAI THAKKAR	SELL	236249	614.39
KAMOPAINTS	Kamdhenу Ventures Limited	HEMALI PATHIK THAKKAR	SELL	1700000	52.9
KSHITIJPOL	Kshitij Poly line Limited	YMD FINANCIAL CONSULTANCY PRIVATE LIMITED	BUY	31250	6.09
KSHITIJPOL	Kshitij Poly line Limited	YMD FINANCIAL CONSULTANCY PRIVATE LIMITED	SELL	564602	6.12
MEGAFLEX	Mega Flex Plastics Ltd	JINENDRA KUMAR JAIN	SELL	84000	47.03
MEGAFLEX	Mega Flex Plastics Ltd	REVATI HOLDINGS PRIVATE LIMITED	BUY	60000	47.04
MENONBE	Menon Bearings Limited	AMBIT INVESTMENT ADVISORS PRIVATE LIMITED	BUY	861704	120
MENONBE	Menon Bearings Limited	NITIN RAM MENON	SELL	973326	120.01
NUVOCO	Nuvoco Vistas Corp Ltd	KOTAK SPECIAL SITUATIONS FUND	SELL	4500000	352
NUVOCO	Nuvoco Vistas Corp Ltd	KOTAK SPECIAL SITUATIONS FUND	SELL	4500000	352
NUVOCO	Nuvoco Vistas Corp Ltd	SBI MUTUAL FUND	BUY	4500000	352
NUVOCO	Nuvoco Vistas Corp Ltd	SBI MUTUAL FUND	BUY	4500000	352
REMSONSIND	Remsons Industries Ltd	BNP PARIBAS FINANCIAL MARKETS	BUY	600000	190.2
SPPPOLY	SPP Polymer Limited	ANAND MUNDHRA	BUY	100000	63
SPPPOLY	SPP Polymer Limited	MULTIPLIER SHARE & STOCK ADVISORS PRIVATE LIMITED	BUY	100000	63
SPPPOLY	SPP Polymer Limited	STCI PRIMARY DELAER LTD	SELL	96000	63
SURAJEST	Suraj Estate Developers L	LIC MUTUAL FUND - FLEXI CAP FUND	BUY	283616	758.89
TRENT	Trent Ltd.	DODONA HOLDINGS LIMITED	SELL	1095820	7330
TRENT	Trent Ltd.	SIDDHARTHA YOG	BUY	1095820	7330
VSTIND	VST Industries Ltd.	DAMANI RADHAKISHAN	SELL	100000	439.19

Disclosure:

Research Reports that are published by Nirmal Bang Securities Private Limited (hereinafter referred to as “NBSPL”) are for private circulation only. NBSPL is a registered Research Analyst under SEBI (Research Analyst) Regulations, 2014 having Registration no. INH000001766. NBSPL is also a registered Stock Broker with National Stock Exchange of India Limited, BSE Limited, Metropolitan Stock Exchange of India Limited, Multi Commodity Exchange of India Limited and , National Commodity and Derivative Exchange Limited in Capital Market , Equity and Commodities derivatives segments and Currency Derivatives Segment .

NBSPL has other business divisions with independent research teams separated by Chinese walls, and therefore may, at times, have different or contrary views on stocks and markets.

NBSPL or its associates have not been debarred / suspended by SEBI or any other regulatory authority for accessing / dealing in securities Market since last 20 years. NBSPL, its associates or analyst or his relatives do not hold any financial interest (Except Investment) in the subject company. NBSPL or its associates or Analyst do not have any conflict or material conflict of interest at the time of publication of the research report with the subject company. NBSPL or its associates or Analyst or his relatives may or may not hold beneficial ownership of 1% or more in the subject company at the end of the month immediately preceding the date of publication of this research report.

NBSPL or its associates / analyst has not received any compensation / managed or co-managed public offering of securities of the company covered by Analyst during the past twelve months. NBSPL or its associates have not received any compensation or other benefits from the company covered by Analyst or third party in connection with the research report. Analyst has not served as an officer, director or employee of Subject Company. NBSPL / analyst has not been engaged in market making activity of the subject company.

Analyst Certification: The research analysts and authors of these reports, hereby certify that the views expressed in this research report accurately reflects my/our personal views about the subject securities, issuers, products, sectors or industries. It is also certified that no part of the compensation of the analyst(s) was, is, or will be directly or indirectly related to the inclusion of specific recommendations or views in this research. The analyst(s) principally responsible for the preparation of this research report and has taken reasonable care to achieve and maintain independence and objectivity in making any recommendations.

Disclaimer:

The Research Report is for the personal information of the authorized recipient and does not construe to be any investment, legal or taxation advice. NBSPL is not soliciting any action based upon it. Nothing in the research report shall be construed as a solicitation to buy or sell any security or product, or to engage in or refrain from engaging in any such transaction. In preparing the research report, we did not take into account the investment objectives, financial situation and particular needs of the reader.

The research report has been prepared for the general use of the clients of NBSPL and must not be copied, either in whole or in part, or distributed or redistributed to any other person in any form. If you are not the intended recipient you must not use or disclose the information in the research report in any way. Though disseminated to all the customers simultaneously, not all customers may receive the research report at the same time. NBSPL will not treat recipients as customers by virtue of their receiving the research report. The research report is not directed or intended for distribution to or use by any person or entity resident in a state, country or any jurisdiction, where such distribution, publication, availability or use would be contrary to law, regulation or which would subject NBSPL & its group companies to registration or licensing requirements within such jurisdictions.

The report is based on the information obtained from sources believed to be reliable, but we do not make any representation or warranty that it is accurate, complete or up-to-date and it should not be relied upon as such. We accept no obligation to correct or update the information or opinions in it. NBSPL or any of its affiliates or employees shall not be in any way responsible for any loss or damage that may arise to any person from any inadvertent error in the information contained in the research report. NBSPL or any of its affiliates or employees do not provide, at any time, any express or implied warranty of any kind, regarding any matter pertaining to this report, including without limitation the implied warranties of merchantability, fitness for a particular purpose, and non-infringement. The recipients of the research report should rely on their own investigations.

This information is subject to change without any prior notice. NBSPL reserves its absolute discretion and right to make or refrain from making modifications and alterations to this statement from time to time. Nevertheless, NBSPL is committed to providing independent and transparent recommendations to its clients, and would be happy to provide information in response to specific client queries.

Before making an investment decision on the basis of research report, the reader needs to consider, with or without the assistance of an adviser, whether the advice is appropriate in light of their particular investment needs, objectives and financial circumstances. There are risks involved in securities trading. The price of securities can and does fluctuate, and an individual security may even become valueless. International investors are reminded of the additional risks inherent in international investments, such as currency fluctuations and international stock market or economic conditions, which may adversely affect the value of the investment. Opinions expressed are subject to change without any notice. Neither the company nor the director or the employees of NBSPL accept any liability whatsoever for any direct, indirect, consequential or other loss arising from any use of the research report and/or further communication in relation to the research report. Here it may be noted that neither NBSPL, nor its directors, employees, agents or representatives shall be liable for any damages whether direct or indirect, incidental, special or consequential including lost revenue or lost profit that may arise from or in connection with the use of the information contained in the research report.

Copyright of this document vests exclusively with NBSPL.

Our reports are also available on our website

Registration granted by SEBI and certification from NISM in no way guarantee performance of NBSPL or provide any assurance of returns to investors.

Nirmal Bang Research (Division of Nirmal Bang Securities Pvt. Ltd.)

B-2, 301/302, Marathon Innova,
Opp. Peninsula Corporate Park
Off. Ganpatrao Kadam Marg
Lower Parel(W), Mumbai-400013
Board No. : 91 22 6723 8000/8001
Fax. : 022 6723 8010